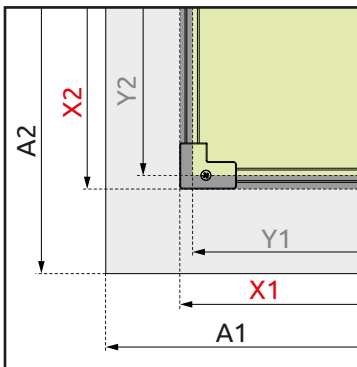
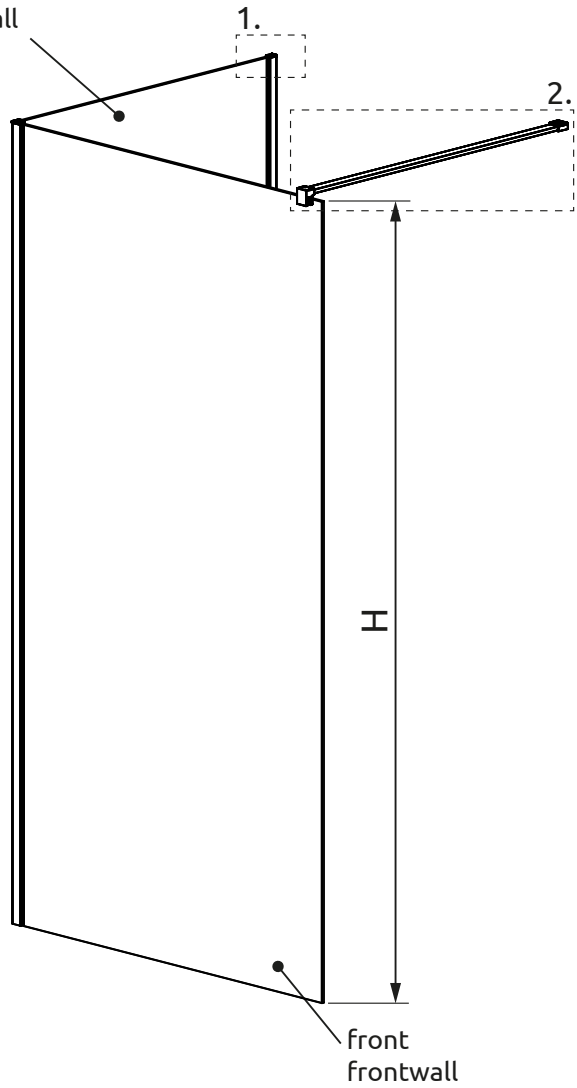
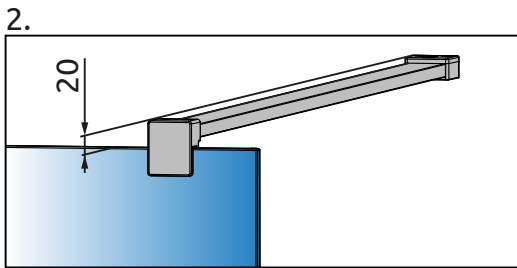
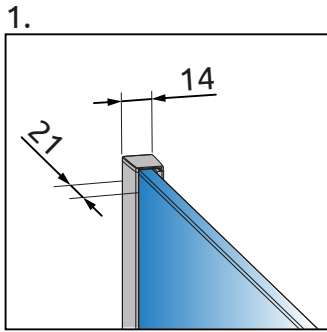


ścianka  
sidewall



**FRONT /  
FRONTWALL**

Model	A1	X1	Y1	H
<b>90</b>	900	873	867	2000
<b>100</b>	1000	973	967	2000
<b>120</b>	1200	1173	1167	2000
<b>140</b>	1400	1373	1367	2000

**ŚCIANKA /  
SIDEWALL**

Model	A2	X2	Y2	D
<b>70</b>	700	688-698	682-692	678-688
<b>75</b>	750	738-748	732-742	728-738
<b>80</b>	800	788-798	782-792	778-788
<b>85</b>	850	838-848	832-842	828-838
<b>90</b>	900	888-898	882-892	878-888
<b>95</b>	950	938-948	932-942	928-938
<b>100</b>	1000	988-998	982-992	978-988

