



URBAN

Over-counter wash-basin Ø 45 cm.

REF: 1304027

URBAN over-counter wash-basin without overflow. Without shelf and tap hole. With a circular design that lasts through time.

REF 1304027

COLOURS/FINISHES



ARTICLES

Ref	Product/Set	Measurements
1304027	Over-counter Wash-basin without shelf and without overflow	Ø 45 cm
Accessories		
48422	Basin trap	
48423	Basin trap	

PRODUCT INFORMATION

Features

Wash-basin Urban Ø 45 cm. over-counter , without shelf, without overflow . / 10 kg. / 32 units pallet. Wash-basin for over-counter installation.

Useful information

The over-counter Wash-basins are transformed into an exciting world of shapes, drawing curved, straight or oval lines, imagining sensual, elegant and modern spaces. Outlines and angles that create soft lines that adapt to different styles and settings.

Guarantee

Gala products are guaranteed against any manufacturing defects, from the date of purchase of the product, only if the installation has been carried out in accordance with Gala's installation instructions and, applying the current legislation on electrical and sanitary appliances, by authorised staff. The guarantee period for vitreous china is of 5 years.

Installation

Please check our product installation manuals.

Certificates

High quality is a constant at Gala in order to guarantee the technical and aesthetic features as well as the performance of our products. Please check our product quality certificates.

Maintenance

Cleaning should preferably be carried out using liquid detergent and a brush or sponge. Do not scrape with metal blades or steel scourer. Every six months it is advisable to check the wastepipe connections and check that there are no leaks.

COMPLEMENTS



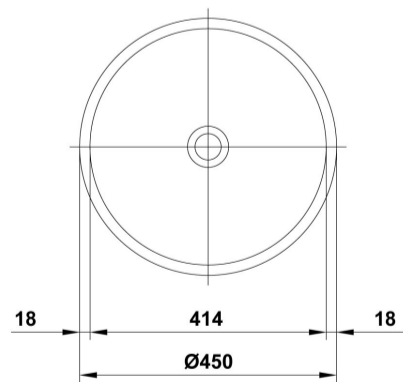
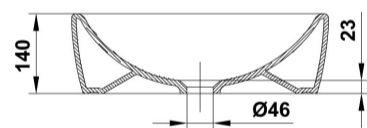
SUGGESTIONS













SETTING



TECHNICAL DRAWINGS



2D

-  77.34 KB [↓ Over-counter wash-basin Ø 45 cm. - Técnico \(.AI\)](#)
-  46.21 KB [↓ Over-counter wash-basin Ø 45 cm. - Técnico \(.DWG\)](#)
-  318.96 KB [↓ Over-counter wash-basin Ø 45 cm. - Técnico \(.DXF\)](#)
-  88.27 KB [↓ Over-counter wash-basin Ø 45 cm. - Técnico \(.PDF\)](#)
-  27.4 KB [↓ Over-counter wash-basin Ø 45 cm. - Alzado \(.DWG\)](#)
-  21.37 KB [↓ Over-counter wash-basin Ø 45 cm. - Alzado \(.DXF\)](#)
-  27.4 KB [↓ Over-counter wash-basin Ø 45 cm. - Lateral \(.DWG\)](#)
-  21.37 KB [↓ Over-counter wash-basin Ø 45 cm. - Lateral \(.DXF\)](#)
-  30.68 KB [↓ Over-counter wash-basin Ø 45 cm. - Planta \(.DWG\)](#)
-  20.46 KB [↓ Over-counter wash-basin Ø 45 cm. - Planta \(.DXF\)](#)