



FLEX

**Wash-basin centred basin
80x47,5 cm.**

REF: 26030

FLEX wall-hung wash-basin, to provide your bathroom with a feeling of spaciousness. With overflow.

Price does not include tap fittings.

REF 26030

COLOURS/FINISHES

01
White

ARTICLES

Ref	Product/Set	Measurements
26030	Wash-basin centred basin with overflow and fixing kit	80 x 47,5 cm

Accessories

48425 Basin trap

48424 Basin trap

COMPLEMENTS



SUGGESTIONS



PRODUCT INFORMATION

Features

Wash-basin Flex 80 x 47,5 cm. Centred basin with overflow and fixing kit. / 25 kg. / 18 units pallet. Wall hung installation or compatible with Flex furniture.

Useful information

Wall hung Wash-basins are ideal to create minimalist spaces. They are original suggestions, inspired by space and architecture, providing a touch of class. Asymmetrical Wash-basins, playing with pure lines and volumes. Key solutions to create a special environment.

Guarantee

Gala products are guaranteed against any manufacturing defects, from the date of purchase of the product, only if the installation has been carried out in accordance with Gala's installation instructions and, applying the current legislation on electrical and sanitary appliances, by authorised staff. The guarantee period for vitreous china is of 5 years.

Installation

Please check our product installation manuals.

Certificates

High quality is a constant at Gala in order to guarantee the technical and aesthetic features as well as the performance of our products. Please check our product quality certificates.

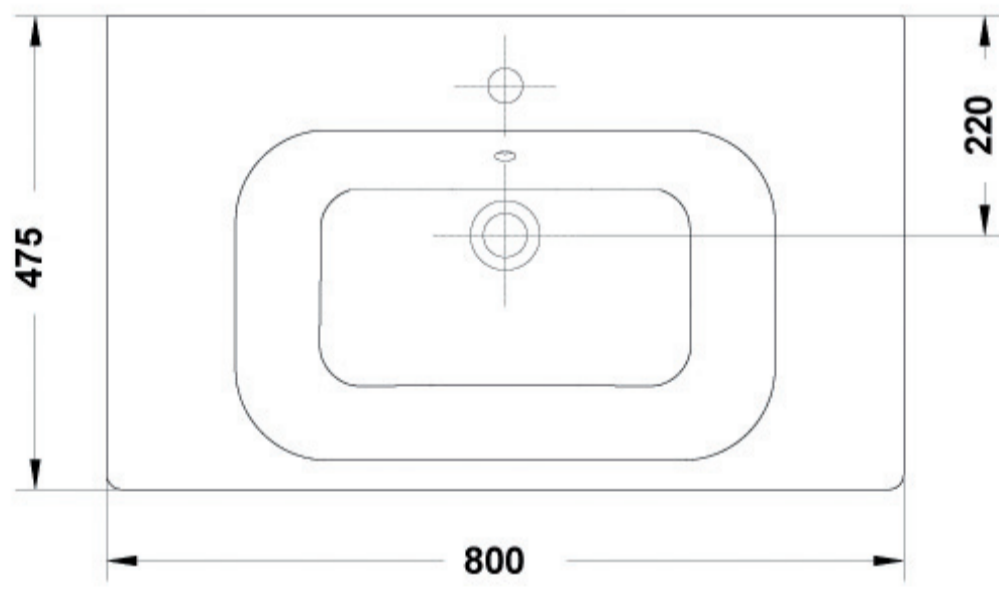
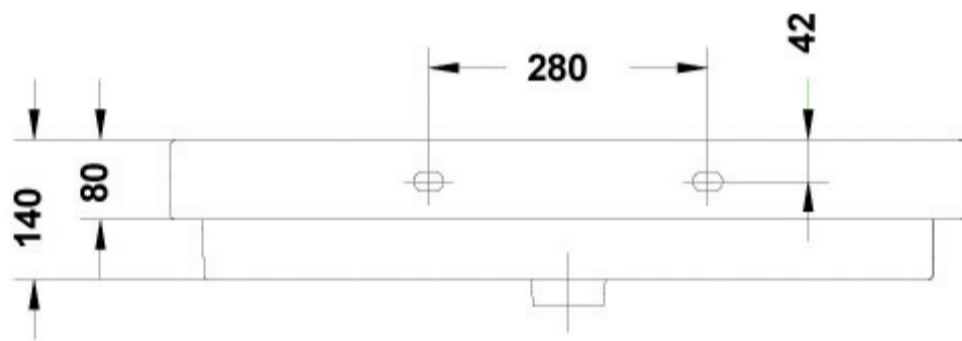
Maintenance

Cleaning should preferably be carried out using liquid detergent and a brush or sponge. Do not scrape with metal blades or steel scourer. Every six months it is advisable to check the wastepipe connections and check that there are no leaks.











SETTING



TECHNICAL DRAWINGS



2D

-  107.58 KB [↓ Wash-basin centred basin 80x47,5 cm. - Técnico \(.AI\)](#)
-  309.98 KB [↓ Wash-basin centred basin 80x47,5 cm. - Técnico \(.DWG\)](#)
-  511.54 KB [↓ Wash-basin centred basin 80x47,5 cm. - Técnico \(.DXF\)](#)
-  115.75 KB [↓ Wash-basin centred basin 80x47,5 cm. - Técnico \(.PDF\)](#)
-  31.38 KB [↓ Wash-basin centred basin 80x47,5 cm. - Alzado \(.DWG\)](#)
-  29.64 KB [↓ Wash-basin centred basin 80x47,5 cm. - Alzado \(.DXF\)](#)
-  31.3 KB [↓ Wash-basin centred basin 80x47,5 cm. - Lateral \(.DWG\)](#)
-  29.14 KB [↓ Wash-basin centred basin 80x47,5 cm. - Lateral \(.DXF\)](#)
-  40.35 KB [↓ Wash-basin centred basin 80x47,5 cm. - Planta \(.DWG\)](#)
-  61.32 KB [↓ Wash-basin centred basin 80x47,5 cm. - Planta \(.DXF\)](#)

3D

-  707.5 KB [↓ Wash-basin centred basin 80x47,5 cm. - 3D \(.DWG\)](#)

bimobject

-  ArchiCAD [↓](#)
-  Revit [↓](#)